

## ULTRASONIC MULTI-WAY WALL SWITCH VACANCY SENSOR

| CU-250

Manual-on/automatic-off control  
with multi-way capability

Lighted pushbutton for visibility  
in darkened rooms



Ideal for bathrooms, L-shaped rooms  
and spaces with obstructions

Adjustable sensitivity and time delay

## Description

The CU-250 Ultrasonic Multi-way Vacancy Sensor provides automatic lighting shutoff for a variety of applications including those with multiple switch locations. It is engineered to comply with specific provisions of California's Title 24-2013 energy code.

## Operation

The CU-250 operates as a manual-on sensor. Users must press the pushbutton to turn on lighting. The CU-250 employs 40kHz high frequency ultrasound to sense motion within an enclosed space, and does not require a clear line of sight for proper operation. It keeps lighting on as long as motion is detected and provides automatic shutoff, following a user-selected time delay, when motion is no longer detected. Users may turn the connected load off manually.

## Features

- Complies with 2011 NEC requirements
- Replaces single- or multi-pole switches
- Provides multi-way control when used with other CU-250s or RH-253s
- Adjustable time delay, 15 seconds to 30 minutes
- Adjustable sensitivity
- Lighted switch for visibility in darkened rooms
- Low-profile styling
- Choice of five decorator colors
- Operates most common types of lighting
- Relay-based switching
- No current leakage to load in off mode for safety
- Compatible with decorator wall plates
- CA Title 24 compliant

## Multi-way Operation

A CU-250 connected to other CU-250s and/or RH-253 Decorator Single Pole Momentary Switches provides true multi-way on/off control. An occupant simply presses the on/off pushbutton of any connected device to turn on the lighting. Lights remain on as long as one of the CU-250s continues to detect occupancy. The user may turn off the lighting by pressing the on/off button on any of the connected devices. If the room becomes vacant and lights are on, they will be switched off automatically following the time delay of the last CU-250 to detect occupancy.

## Applications

CU-250s are ideal for bathrooms, L-shaped rooms, storage areas and other applications where the sensor may have an obstructed view of the covered area.

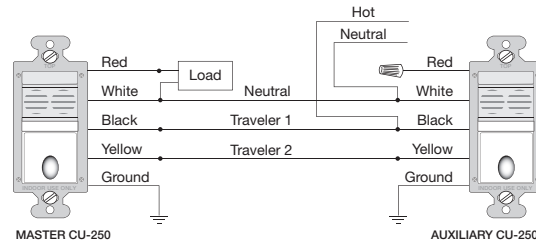
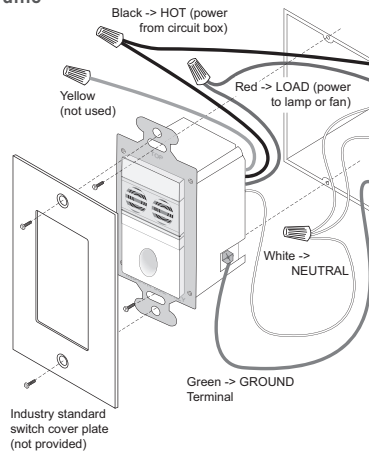
PROJECT		LOCATION/ TYPE	
---------	--	-------------------	--

## Specifications

- 120 VAC, 60 Hz; neutral required
- Load ratings: 0-600W incandescent, LED, fluorescent, compact fluorescent (CFL), magnetic low voltage (MLV) or electronic low voltage (ELV) or 1/6 hp motor
- Time delay settings: 15 seconds, 5, 15, 30 minutes
- Coverage: 180°, 600 ft<sup>2</sup> (56 m<sup>2</sup>)
- 2.67" x 1.73" x 1.77" (68mm x 44mm x 45mm) L x W x D
- Operating conditions: 32-122°F (0-50°C); for indoor use only
- UL and cUL listed
- Five year warranty

## Installation & Wiring

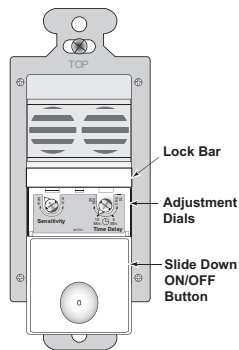
### Wiring Diagrams



Up to four multi-location sensors may be connected together. For details on connecting RH-253s for multi-location control, see the RH-253 cut sheet.

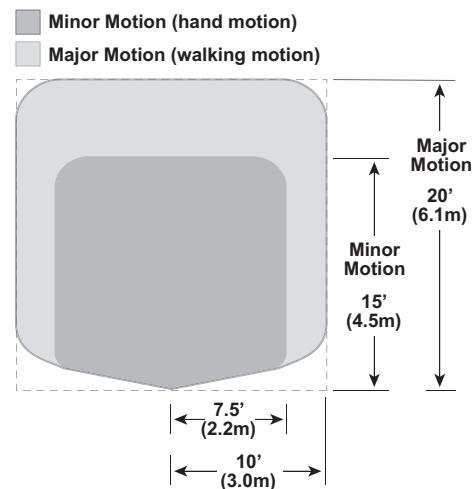
## Controls & Coverage

### Product Controls



To access adjustment dials, gently pull the lock bar away from the switch face and slide the on/off buttons down.

### Coverage Pattern



## Ordering Information

Catalog #	Color	Description	Voltage	Load Rating	Coverage
<input type="checkbox"/> CU-250-W	White	Ultrasonic Multi-way Wall Switch Vacancy Sensor	120 VAC, 60 Hz	0-600W incandescent, LED, fluorescent, CFL, MLV, ELV lighting or 1/6 hp motor	180°, max. 600 ft <sup>2</sup> (56m <sup>2</sup> )
<input type="checkbox"/> CU-250-I	Ivory				
<input type="checkbox"/> CU-250-LA	Lt. Almond				
<input type="checkbox"/> CU-250-A	Almond				
<input type="checkbox"/> CU-250-B	Black				

Order wall plate separately.